

Accessible Destination, Yes Please! (but how?)

- **Panelists**

- Denise Ker Waldron, Viva! Events denise@viva-consult.com
- Alana Carollo execdirector@visiteasternoregon.com for Catie Boucher coordinator@visiteasternoregon.com, Eastern Oregon Visitor Association;
- Dan Haag, Visit Tillamook Coast; dan@tillamookcoast.com
- Bonus: Lizzie Keenan, Experience Mt. Hood & the Gorge lizzie@hood-gorge.com
- Moderator Samara Phelps, Mt. Hood Territory samara@mthoodterritory.com
-



Tiny wings spark vast transformations



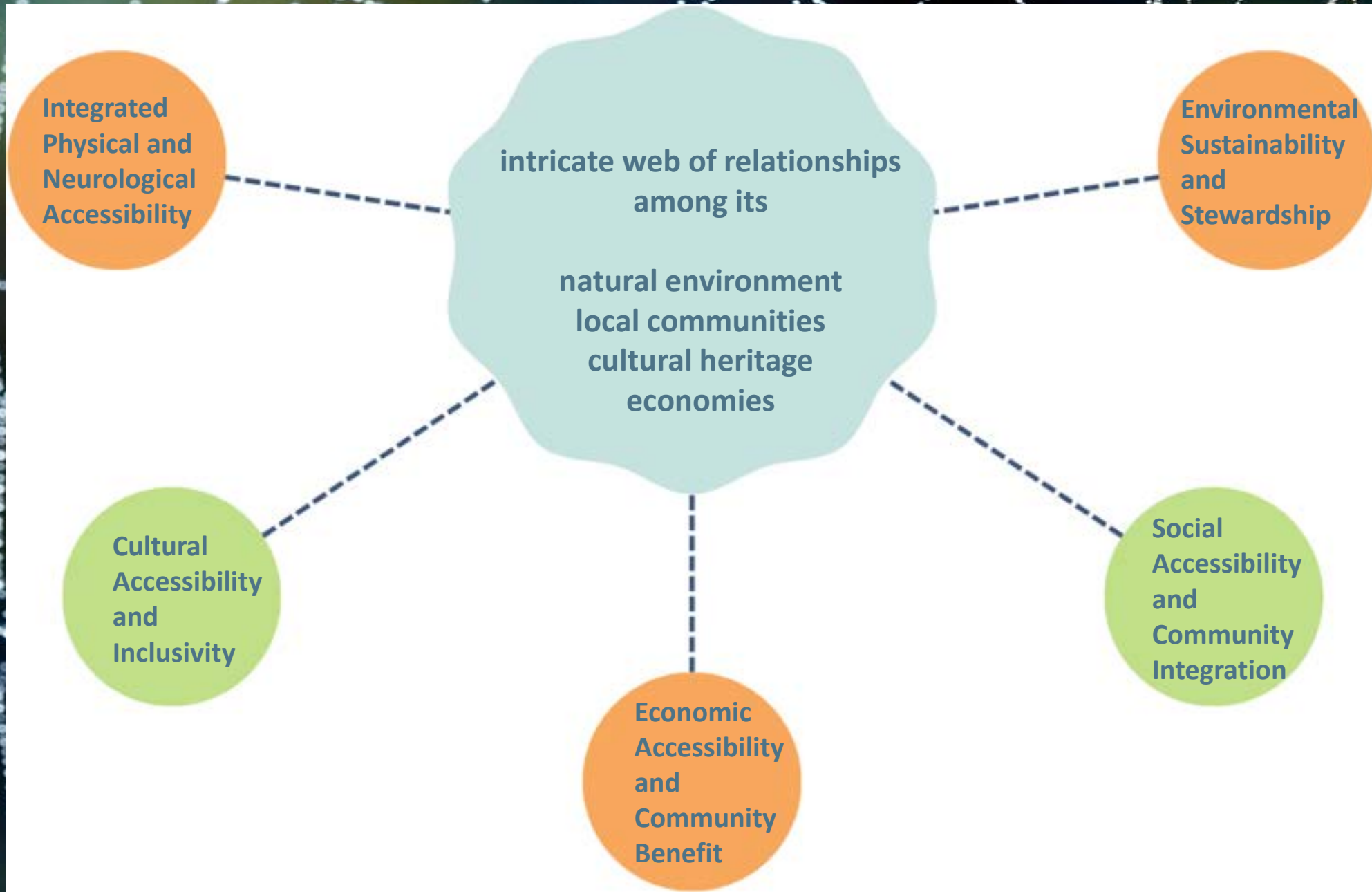
VIVA!

Denise Ker Waldron, CMP, DMCP

A photograph of two people in a tunnel-like structure made of many thin, vertical, golden-brown fibers. The person on the left is in a wheelchair, and the person on the right is standing. They are both looking towards a bright, circular opening at the end of the tunnel. The lighting is warm and dramatic, highlighting the texture of the fibers and the silhouettes of the people.

"Accessibility allows us to tap
into everyone's potential."
- Debra Ruh

Destinations as a Living System



Integrated Physical and Neurological Accessibility

Core Areas:

- **Diverse Physical Considerations**
- **Sensory Differences**
- **Neurological Diversity**
- **Communicative Variability**
- **Non-Apparent Variations**
- **Temporary Conditions**



Diverse Physical Considerations

Mobility Variations
Manual Dexterity
Endurance Levels

Neurological Diversity

Cognitive Processing
Neurological Conditions
Mental Health Considerations

Temporary
Conditions

Non-Apparent Variations

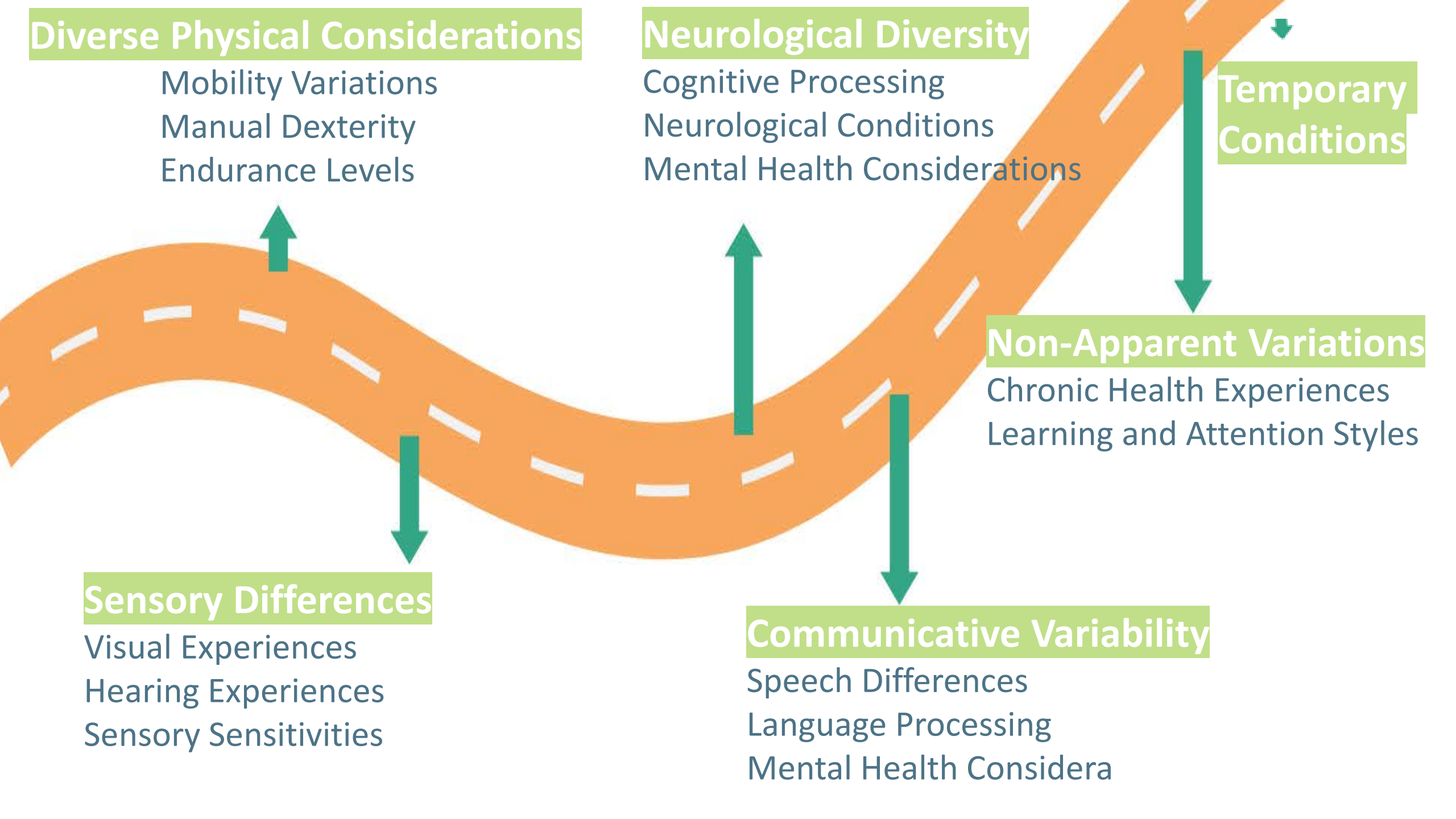
Chronic Health Experiences
Learning and Attention Styles

Sensory Differences

Visual Experiences
Hearing Experiences
Sensory Sensitivities

Communicative Variability

Speech Differences
Language Processing
Mental Health Considerations



Project/Initiative Intended Results

Behavioral Change
Increased Awareness
Skill Development

**STEP 2:
OUTCOMES**

Societal Integration
Environmental Stewardship
Economic Resilience
Cultural Vitality

**STEP 1:
IMPACT
"WHY"**

Accessible Tourism Products
Educational Content and Programs
Community Partnerships

**STEP 3:
OUTPUTS**

Infrastructure Development
Training Programs
Community Engagement Initiatives


**STEP 4:
ACTIVITIES**

Project/Initiative Work

Inputs
Human Capabilities
Funding
Tools and Technology
Knowledge

**STEP 5:
RESOURCES**

**Where do
you start?**





Tillamook Coast

Visitors Association

Visit Tillamook Coast


Tillamook Coast
it's the natural choice






Tillamook Coast
it's the natural choice







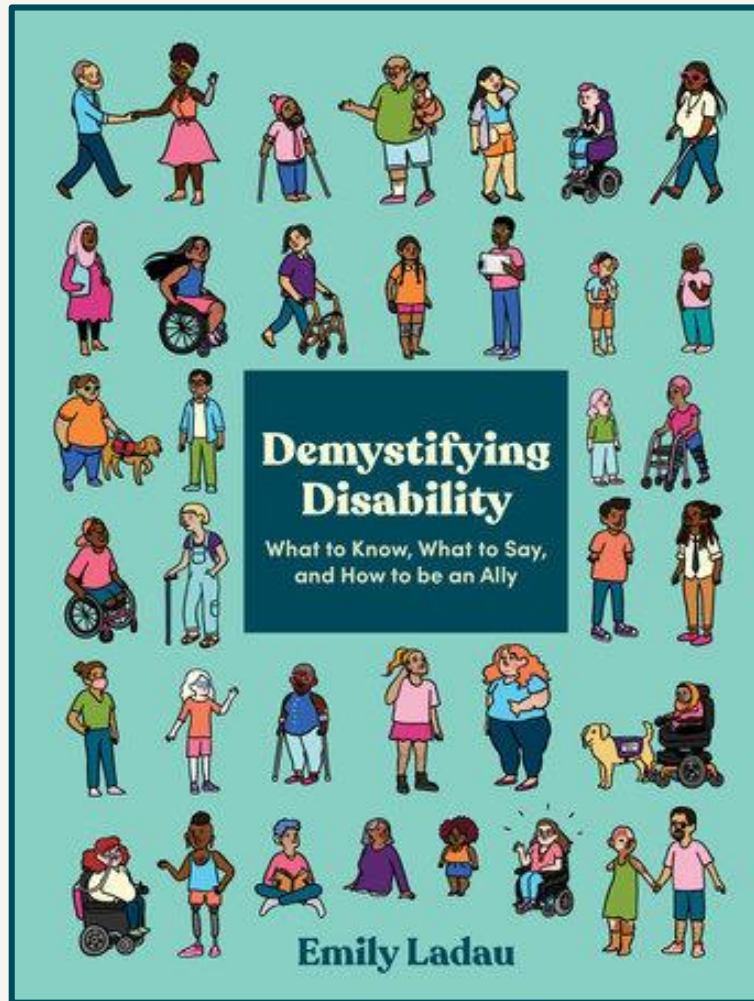
EOVA: EASTERN OREGON VISITORS ASSOCIATION

There's More To...
**EASTERN
OREGON**

VisitEasternOregon.com

Catie Boucher
EOVA Special Projects Coordinator
RARE AmeriCorps Member

ACCESSIBILITY: GETTING STARTED



LEARNINGS

“Nothing about us, without us”

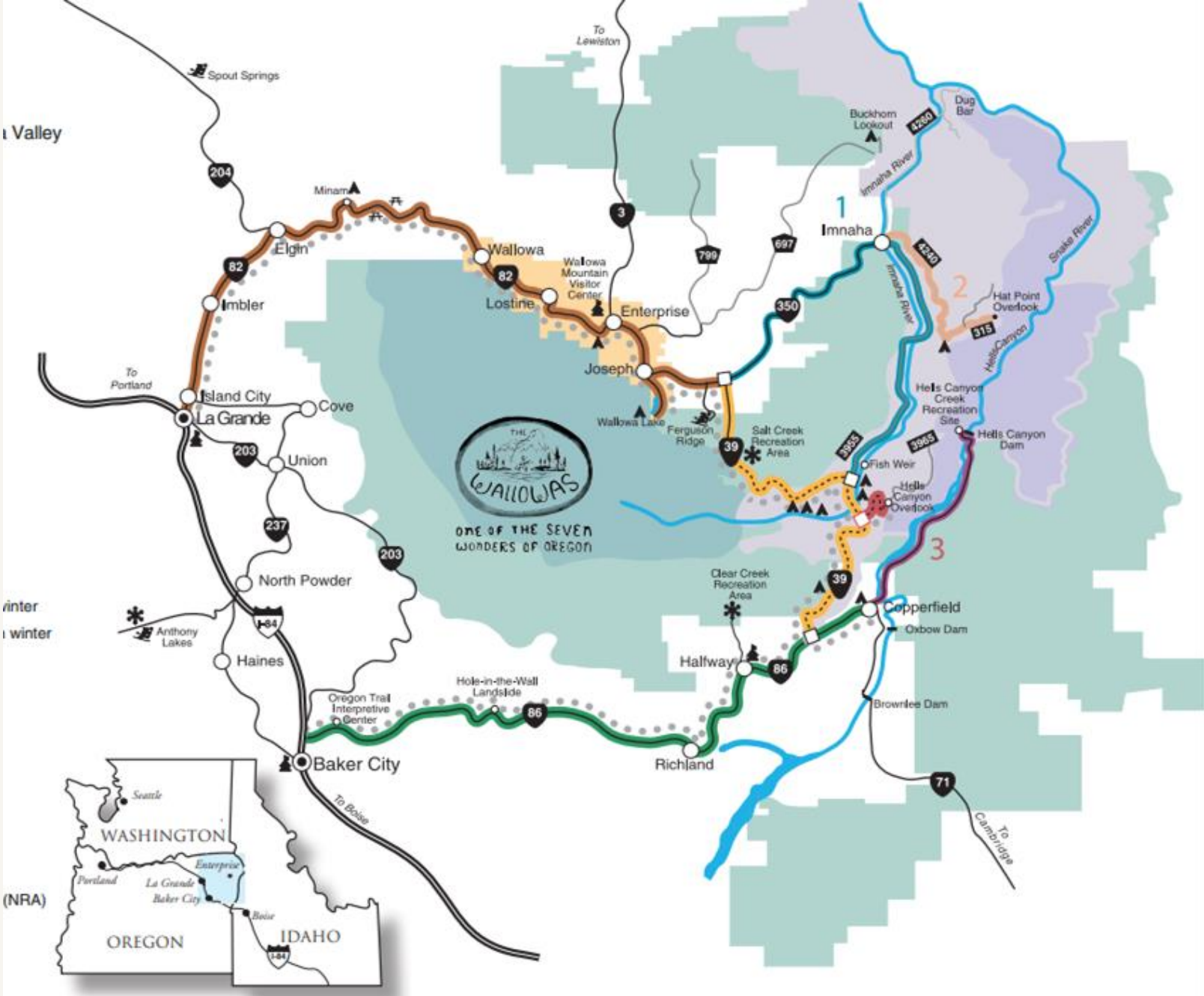

Importance of information



Working group

Project goals

ACCESSIBILITY: PROJECT FOCUS



ACCESSIBILITY: WORKING GROUP

IMPACT:

- Expanded type of sites
- List of useful information
- Utilized contractor
- Blue Path platform

HOW:

- Outreach- lots and lots!
- Monthly virtual meetings
- Clear areas for feedback
- Compensation



Photo Credit: Joni



*Photo Credit: Joni
Kabana*

ACCESSIBILITY: CHALLENGES

- Shaping the project (initially)
- Identifying and communicating compensation
- Identifying and communicating long-term steps
- Information -> online listings

ACCESSIBILITY:

TAKE-AWAYS

CHALLENGES:

- Shaping the project (initially)
- Appropriate compensation
- Identifying long-term steps
- Information -> online listings

LEARNINGS:

- Connecting with local organizations is worth the time
- Many disability service organizations have limited capacity
- Partners might not be aware of the tools that are available



The Five Principles of Organizational Regeneration



Nurture your people.

Create the conditions people can flourish in.



Cultivate variety.

Give equal respect to multiple ways of seeing the world.



Create rest cycles.

Build a practice of rest into the business.



Reuse energy.

Transform the organization's resources in new ways.




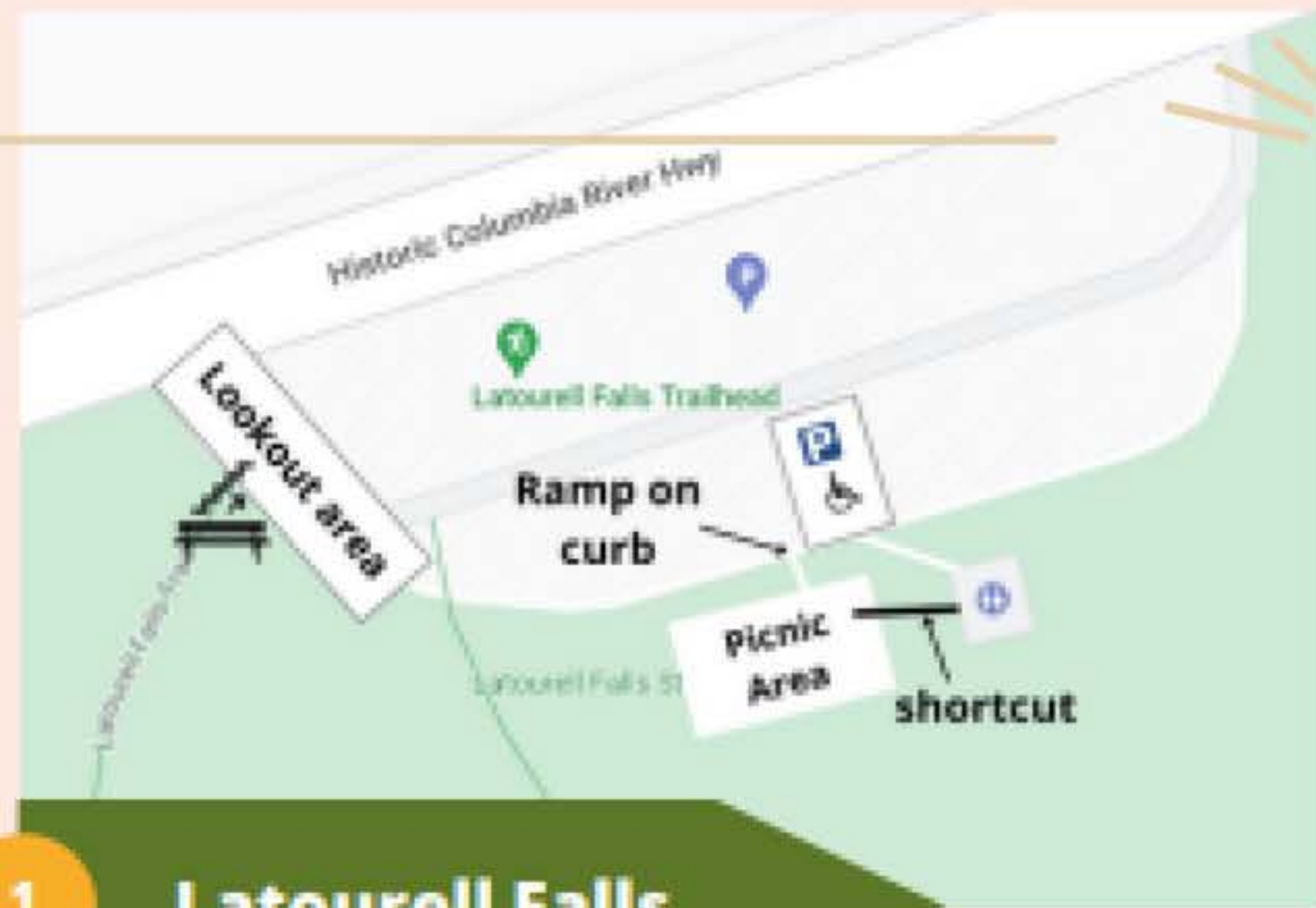
Trust that there's time.

Make time to be thoughtful, curious, and imaginative.



**ACCESSIBLE
DESTINATION,
YES PLEASE**





1

Latourell Falls

The Latourell Falls stop offers a spacious viewpoint of the 224 feet plunge of the waterfall. People using mobility devices can access signs about history and background information without trouble.

The ADA-accessible parking spot is located next to the ramp onto the sidewalk, close to the accessible restrooms and picnic tables. Sidewalks are covered in curb concrete except

CHECKLIST

Waterfall View:	Yes, from viewpoint to the left of parking lot (250 ft.)
Transit Stop:	Separate safe stop close to ramp on curb, driver needs to be alerted
Parking:	ADA-accessible parking spot available
Restrooms:	ADA-accessible except for sink area
Picnic Area:	Picnic table usable for people using



Plan Your Visit



We are glad you found us! Every day at WAAAM is a new adventure. **The museum collection is housed in over 3.5 acres of indoor hangar facility.** Plan to spend at least an hour or two to get an idea of what is here. For the enthusiast, a day can be too short to see all of the cars, planes, motorcycles, military vehicles, and more. **Listen to the stories, talk to a docent, recount your own memories.** Step back in time with the Western Antique Aeroplane & Automobile Museum.

Print Email

We have a gift shop, snacks, a comfortable lounge, and clean restrooms so you can pace your visit. Wheelchairs and walkers are available on a first-come-first-serve basis.



Pets are not allowed in the museum. Please make arrangements for your pet's comfort, especially during summer.

Check out our accessibility profile on accessiblegorge.com for those who need more accessibility details.



Western Antique Aeroplane and Automobile Museum (WAAAM)

Arts & Culture Museums

Add to wish

Last Updated: April 12, 2023

Parking

On-site parking: Yes, paved lot
Number of Accessible Parking spots: 3 with access aisles between 6 and 7 ft wide
Proximity to entrance: 15 ft
Curb: Curb-free access to entrance
Street crossing: No
Cost: Free
Closest public transit stop: Rosauers stop run by Columbia Area Transit, located 2 miles away

Entrance and Lounge

Step-free access: Yes
Ramp access: No
Doorway: Lever handle and 68 in. wide double doors
Threshold: 1/2 in. ledge
Flooring: Tile with a rug in front of the entrance
Seating options: 4 tables with a variety of seating options. Tables range from 25" tall to 27" tall.
Elevator: None needed
Counter: 42 in. tall
Gift shop: There is music playing at a low level, and maneuvering space between displays ranges between 24 in and 32 in.

Exhibit Area

Doorway to exhibit: 68 in. wide



Contact info

1600 Air Museum Rd, Hood River, OR 97031, USA
 (541) 308-1600
<https://www.wasamuseum.org>

Social Profiles:



Accessible Gorge



Invite us to break down information for you



